

AB40T

ISICAMLI CAM BALKON SİSTEMİ
GLASS BALCONY SYSTEM WITH THERMAL GLASS

ASISTAL

PROF L VE AKSESUAR L STELER
PROFILE & ACCESSORIES LISTS


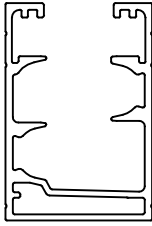


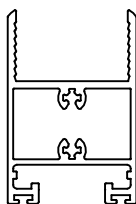


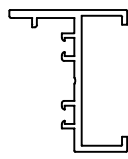

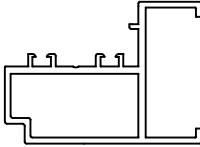

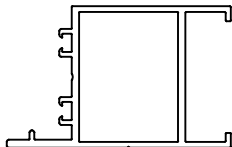

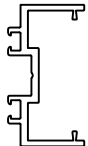


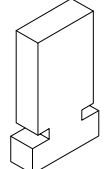
AB40T

ISICAMLI CAM BALKON S STEM
GLASS BALCONY SYSTEM WITH THERMAL GLASS

ASISTAL

PROF L L STES - PROFILE LISTS

AKSESUARLAR - ACCESSORIES


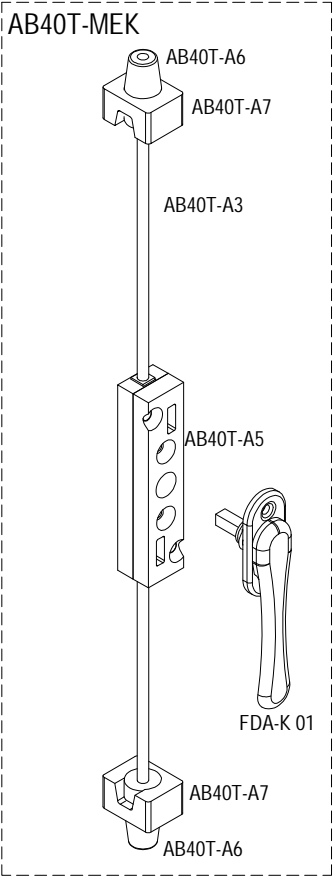
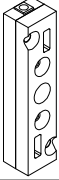


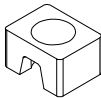
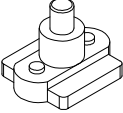
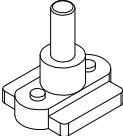
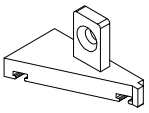
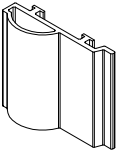


AB40T-01			B40T-08	
KASA PROF L FRAME PROFILE	A IRLIK / Weight 1,350 kg/mt		TEKER ÇIKI KAPA I ROLLER OUT COVER	
			B40T-12	
			KANAT TEKER KILAVUZU (KATLANIR) ROLLER GUIDE	
AB40T-11			B40T-13	
KANAT PROF L SASH PROFILE	A IRLIK / Weight 1,047 kg/mt		1'L KANAT PARK SAB TLEME SINGLE FIXING SLOT	
			B40T-14	
			3'LÜ KANAT PARK SAB TLEME TRIPLE FIXING SLOT	
AB40T-12			B40T-15	
KANAT PROF L SASH PROFILE	A IRLIK / Weight 0,500 kg/mt		5'L KANAT PARK SAB TLEME FIVE FIXING SLOT	
			B40T-16	
AB40T-13			8'L KANAT PARK SAB TLEME EIGHT SASH FIXING SLOT	
KANAT KÖ E 90° DÖNÜ PROF L 90° CORNER PROFILE	A IRLIK / Weight 0,850 kg/mt			
			B40-19	
AB40T-14			KANAT STOPLAMA SASH STOPPER	
KANAT K L TLEME PROF L SASH PROFILE	A IRLIK / Weight 0,947 kg/mt			
AB40T-15			AB40T-A1	
EKSENEL KÖ E DÖNÜ PROF L CORNER PROFILE	A IRLIK / Weight 0,443 kg/mt		KANAT SAB T TEKER ROLLER FOR SASH	
			AB40T-A2	
AB40T-16			KANAT PARK / K L T TEKER SASH ROLLER FOR PARK / LOCK	
EKSENEL KÖ E DÖNÜ PROF L CORNER PROFILE	A IRLIK / Weight 0,314 kg/mt			
			AB40T-A4	
			YAN KASA BA LANTI FRAME JOINT PART	

AB40T

ISICAMLI CAM BALKON S STEM
GLASS BALCONY SYSTEM WITH THERMAL GLASS

ASISTAL

AKSESUARLAR - ACCESSORIES

AB40T-A3		AB40T-MEK SET OLARAK SATILMAKTADIR IT IS SOLD TO BE SET AB40T-MEK= 1 ADET AB40T-A03 1 ADET AB40T-A05 2 ADET AB40T-A06 2 ADET AB40T-A07 1 ADET FDA-K01	
K L TLEME M6 G JON T J M6 GJON FOR LOCKING			
AB40T-A5			
SPANYOLET K L TLEME MEKAN ZMASI GEAR BOX - TWO WAY			
FDA-K 01			
K L TLEME KOLU HANDLE FOR SASH			
AB40T-A6			
SPANYOLET K L TLEME P M LOCKING PART			
AB40T-A7			
K L TLEME P M KILAVUZU LOCKING PART ADAPTER			
AB40T-A8			
LK KANAT ALT P M FIRST SASH BOTTOM HINGE			
AB40T-A9			
LK KANAT ÜST P M FIRST SASH TOP HINGE			
AB40T-A10			
KANAT KAPA I COVER FOR SASH			
AB40-EP1			
YAN KANAT F T L VERTICAL SASH GASKET			
KANAT F T L		AB40- EP2	
KANAT FIRÇA F T L : KF 48-1000 KANAT EPDM F T L : AB40-EP2 BRUSH GASKET : KF 47-1000 EPDM GASKET : AB40-EP2		KF 48-1000	

AB40T

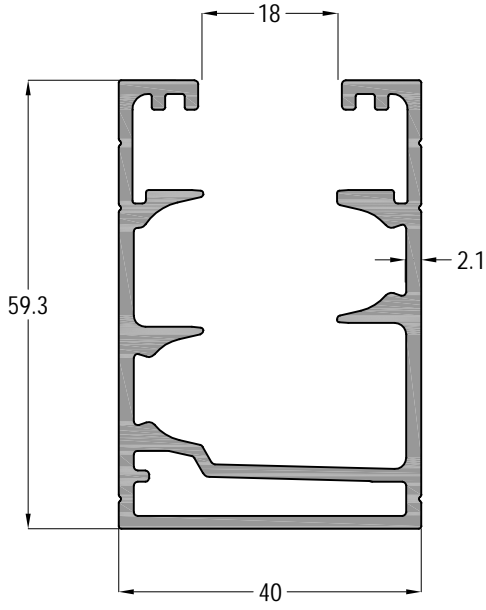
ISICAMLI CAM BALKON SİSTEMİ
GLASS BALCONY SYSTEM WITH THERMAL GLASS

ASISTAL

PROF L DETAYLARI
PROFILE DETAILS

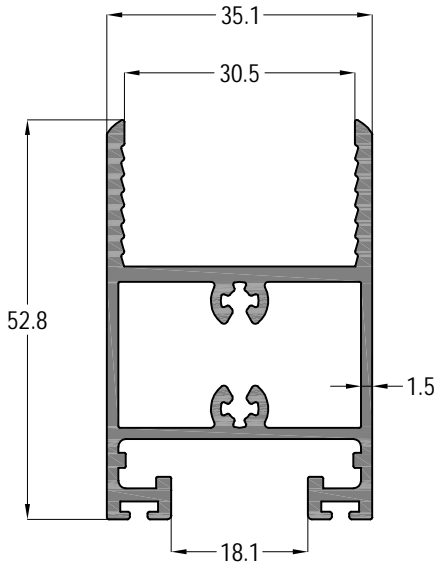
AB40T

ISICAMLI CAM BALKON S STEM
GLASS BALCONY SYSTEM WITH THERMAL GLASS



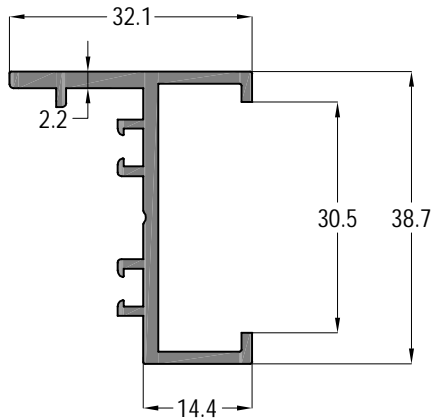
AB40T-01

AB40T-01	
	AĞIRLIK / Weight
	1,350 kg/mt



AB40T-11

AB40T-11	
	AĞIRLIK / Weight
	1,047 kg/mt

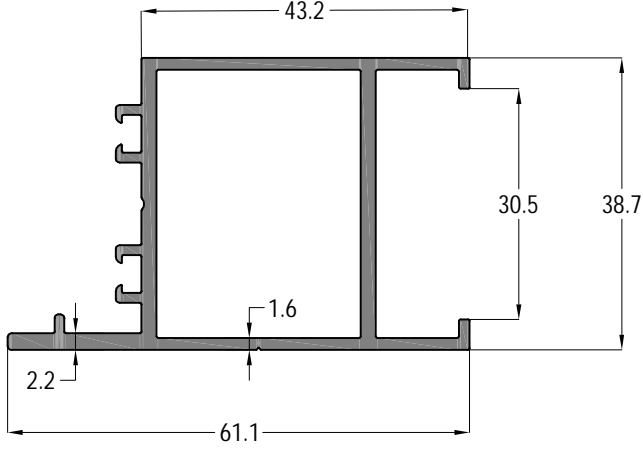


AB40T-12

AB40T-12	
	AĞIRLIK / Weight
	0,500 kg/mt

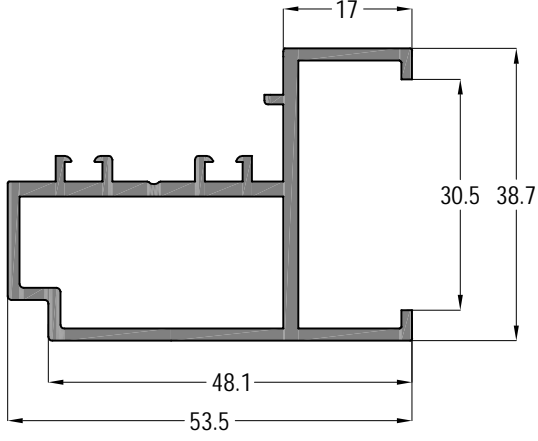
AB40T

ISICAMLI CAM BALKON S STEM
GLASS BALCONY SYSTEM WITH THERMAL GLASS



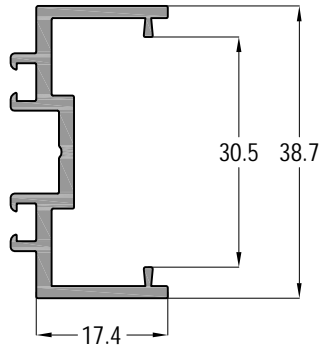
AB40T-14

AB40T-14	
	AĞIRLIK / Weight
	0,947 kg/mt



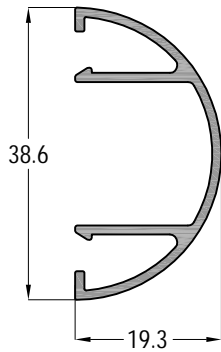
AB40T-13

AB40T-13	
	AĞIRLIK / Weight
	0,850 kg/mt



AB40T-15

AB40T-15	
	AĞIRLIK / Weight
	0,443 kg/mt



AB40T-16

AB40T-16	
	AĞIRLIK / Weight
	0,314 kg/mt

AB40T

ISICAMLI CAM BALKON SİSTEMİ
GLASS BALCONY SYSTEM WITH THERMAL GLASS

ASISTAL

SİSTEM DETAYLARI
SYSTEM DETAILS

AB40T

ISICAMLI CAM BALKON S STEM
GLASS BALCONY SYSTEM WITH THERMAL GLASS

