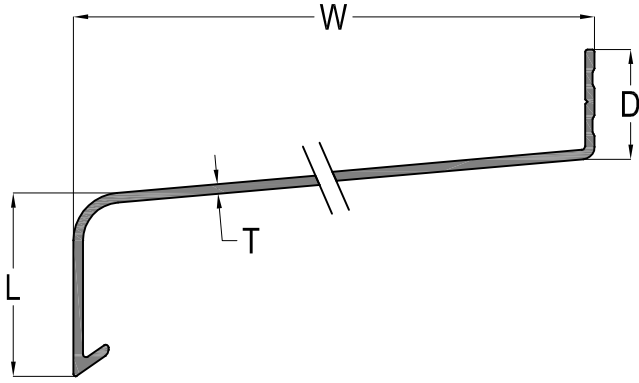


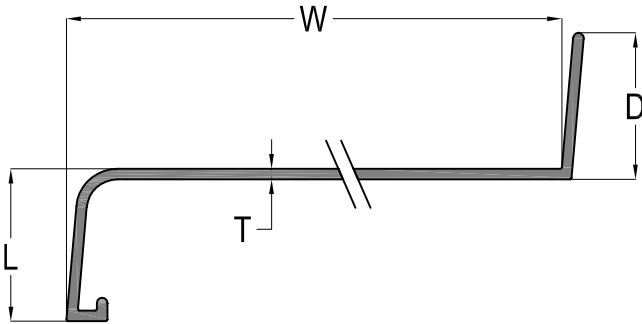
DENİZLİK PROFİLLERİ

DRIP SILL PROFILES



SP15 SERİSİ

GENİŞLİK / Width (W) - mm	KALINLIK / Thickness (T) - mm	ÖN YÜKSEKLİK / Height (L)-mm	YÜKSEKLİK / Height (D)-mm	PROFİL KODU Profile Code	AĞIRLIK (kg/mt) Weight
75	1.3	25	15	SP15-075	0,396
100	1.3	25	15	SP15-100	0,485
125	1.4	25	15	SP15-125	0,615
150	1.4	25	15	SP15-150	0,710
175	1.5	25	15	SP15-175	0,862
200	1.5	25	15	SP15-200	0,965
225	1.6	25	15	SP15-225	1,135
250	1.6	25	15	SP15-250	1,244
275	1.7	25	15	SP15-275	1,436

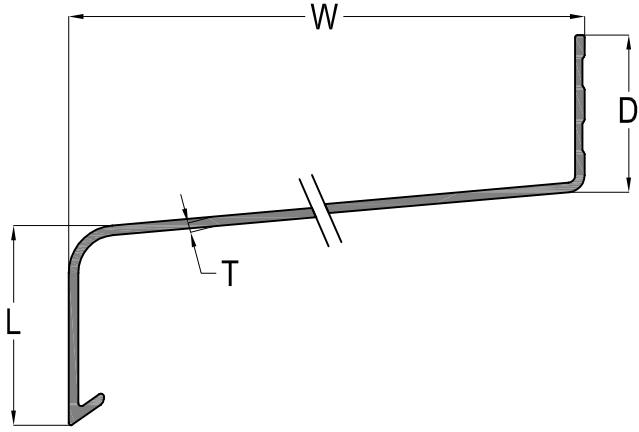


SP26 SERİSİ

GENİŞLİK / Width (W) - mm	KALINLIK / Thickness (T) - mm	ÖN YÜKSEKLİK / Height (L)-mm	YÜKSEKLİK / Height (D)-mm	PROFİL KODU Profile Code	AĞIRLIK (kg/mt) Weight
150	1.8	26	25	SP26-150	0,995
180	1.8	26	25	SP26-180	1,141
210	1.8	26	25	SP26-210	1,287

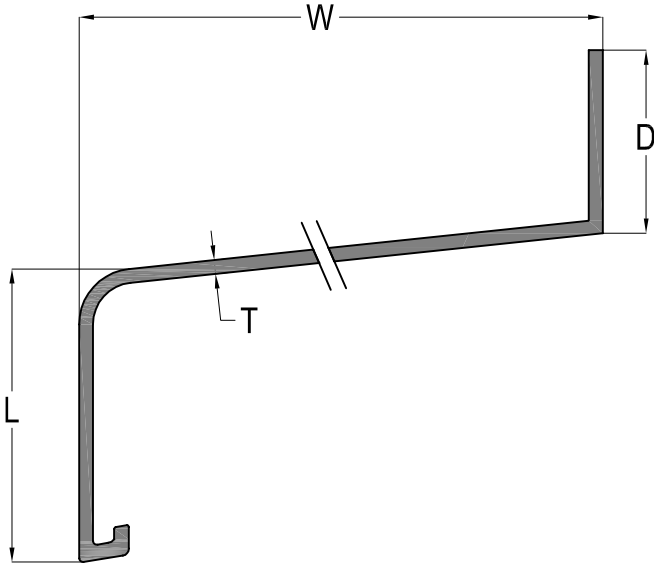
DENİZLİK PROFİLLERİ

DRIP SILL PROFILES



SP28 SERİSİ

GENİŞLİK / Width (W) - mm	KALINLIK / Thickness (T) - mm	ÖN YÜKSEKLİK / Height (L)-mm	YÜKSEKLİK / Height (D)-mm	PROFİL KODU Profile Code	AĞIRLIK (kg/mt) Weight
75	1.3	27	21	SP28-075	0,423
100	1.3	27	21	SP28-100	0,511
125	1.4	27	21	SP28-125	0,645
150	1.4	27	21	SP28-150	0,740
175	1.5	27	21	SP28-175	0,893
200	1.5	27	21	SP28-200	0,996
225	1.6	27	21	SP28-225	1,169
250	1.6	27	21	SP28-250	1,278
275	1.7	27	21	SP28-275	1,463



SP40 SERİSİ





GENİŞLİK / Width (W) - mm	KALINLIK / Thickness (T) - mm	ÖN YÜKSEKLİK / Height (L)-mm	YÜKSEKLİK / Height (D)-mm	PROFİL KODU Profile Code	AĞIRLIK (kg/mt) Weight
195	1.9	40	25	SP40-195	1,347
230	1.9	40	25	SP40-230	1,409

DENİZLİK PROFİLLERİ

DRIP SILL PROFILES



AKSESUAR LİSTESİ - ACCESSORIES LIST

DKP SP26-150		
DENİZLİK KAPAĞI <i>DRILL SILL CAP</i>	ÖLÇÜ / Dimension 150 mm	
DKP SP26-180		
DENİZLİK KAPAĞI <i>DRILL SILL CAP</i>	ÖLÇÜ / Dimension 180 mm	
DKP SP26-210		
DENİZLİK KAPAĞI <i>DRILL SILL CAP</i>	ÖLÇÜ / Dimension 210 mm	
DKP SP26-240		
DENİZLİK KAPAĞI <i>DRILL SILL CAP</i>	ÖLÇÜ / Dimension 240 mm	