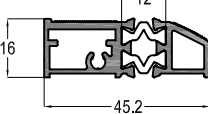
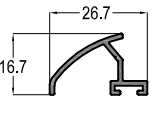
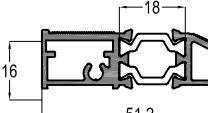
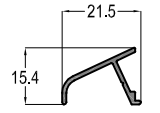
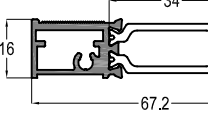
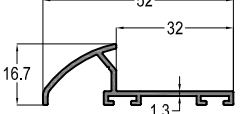
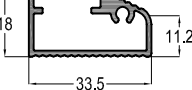
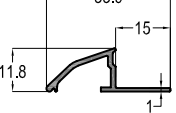
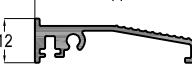
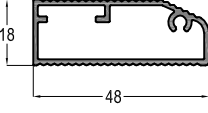
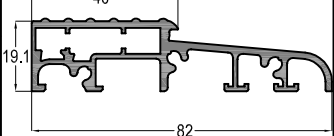
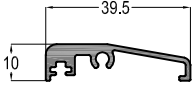


DAMLALIK VE EŞİK PROFİLLERİ

WATER CAP & THRESHOLD PROFILES



PROFİL LİSTESİ - PROFILE LISTS

| | | | |
|-----------------------------------|---|---------------------------------------|---|
| 12-31 |  | 12-01 |  |
| EŞİK PROFİLİ THRESHOLD PROFILE | AĞIRLIK / Weight 0,732 kg/mt | DAMLALIK PROFİLİ WATER CAP PROFILE | AĞIRLIK / Weight 0,198 kg/mt |
| 12-32 |  | 12-02 |  |
| EŞİK PROFİLİ THRESHOLD PROFILE | AĞIRLIK / Weight 0,791 kg/mt | DAMLALIK PROFİLİ WATER CAP PROFILE | AĞIRLIK / Weight 0,135 kg/mt |
| 12-38 |  | 12-03 |  |
| EŞİK PROFİLİ THRESHOLD PROFILE | AĞIRLIK / Weight 0,865 kg/mt | DAMLALIK PROFİLİ WATER CAP PROFILE | AĞIRLIK / Weight 0,314 kg/mt |
| 12-33 |  | 12-04 |  |
| EŞİK PROFİLİ THRESHOLD PROFILE | AĞIRLIK / Weight 0,437 kg/mt | DAMLALIK PROFİLİ WATER CAP PROFILE | AĞIRLIK / Weight 0,167 kg/mt |
| 12-34 |  | | |
| EŞİK PROFİLİ THRESHOLD PROFILE | AĞIRLIK / Weight 0,342 kg/mt | | |
| 12-35 |  | | |
| EŞİK PROFİLİ THRESHOLD PROFILE | AĞIRLIK / Weight 0,523 kg/mt | | |
| 12-36 |  | | |
| EŞİK PROFİLİ THRESHOLD PROFILE | AĞIRLIK / Weight 1,070 kg/mt | | |
| 12-37 |  | | |
| EŞİK PROFİLİ THRESHOLD PROFILE | AĞIRLIK / Weight 0,350 kg/mt | | |
| | | | |
| | | | |